

Chapter 4 – Limit & Continuity

Course Title: Real Analysis 1

Course Code: MTH321

Course instructor: Dr. Atiq ur Rehman

Class: MSc-I

Course URL: www.mathcity.org/atiq/fa19-mth321



❖ Limit of the function

Suppose $E \subseteq \mathbb{R}$ and $f : E \rightarrow \mathbb{R}$ be a function. A number l is called the limit of f when x approaches to p if for all $\varepsilon > 0$, there exists $\delta > 0$ (depending upon ε) such that

$$|f(x) - l| < \varepsilon \text{ whenever } 0 < |x - p| < \delta.$$

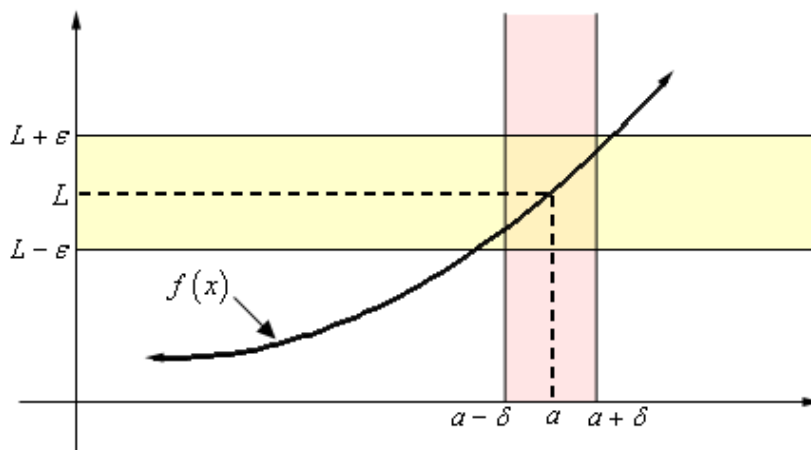
It is written as $\lim_{x \rightarrow p} f(x) = l$.

Note: i) It is to be noted that $p \in \mathbb{R}$ but that p need not a point of E in the above definition (p is a limit point of E which may or may not belong to E .)

ii) Even if $p \in E$, we may have $f(p) \neq \lim_{x \rightarrow p} f(x)$.

Example:

In the following diagram we have illustrated $\lim_{x \rightarrow a} f(x) = L$.



What the definition is telling us is that for any number $\varepsilon > 0$ that we pick we can go to our graph and sketch two horizontal lines at $L + \varepsilon$ and $L - \varepsilon$ as shown on the graph above. Then somewhere out there in the world is another number $\delta > 0$, which we will need to determine, that will allow us to add in two vertical lines to our graph at $a + \delta$ and $a - \delta$.

❖ Example

(i) Consider the function $f(x) = \frac{x^2 - 1}{x - 1}$, $x \neq 1$.

It is to be noted that f is not defined at $x = 1$ but if $x \neq 1$ and is very close to 1, then $f(x)$ is close to 2.

To check limit of $f(x) \rightarrow 2$ as $x \rightarrow 1$, let's start off by letting $\varepsilon > 0$ be any number then we need to find a number $\delta > 0$ so that the following will be true.

$$\left| \frac{x^2 - 1}{x - 1} - 2 \right| < \varepsilon \text{ whenever } 0 < |x - 1| < \delta.$$

We'll start by simplifying the left inequality in an attempt to get a guess for δ .
Doing this gives,

$$\left| \frac{x^2 - 1}{x - 1} - 2 \right| = |x + 1 - 2| = |x - 1| < \varepsilon \text{ implies } 0 < |x - 1| < \delta = \varepsilon. \quad \square$$

(ii) Lets see by definition: $\lim_{x \rightarrow 2} (5x - 4) = 6$.

Let's start off by letting $\varepsilon > 0$ be any number then we need to find a number $\delta > 0$ so that the following will be true.

$$|(5x - 4) - 6| < \varepsilon \text{ whenever } 0 < |x - 2| < \delta.$$

We'll start by simplifying the left inequality in an attempt to get a guess for δ .
Doing this gives,

$$|(5x - 4) - 6| = |5x - 4 - 6| = |5x - 10| = 5|x - 2| < \varepsilon \text{ implies } 0 < |x - 2| < \delta = \frac{\varepsilon}{5}. \quad \square$$

Note: Today, we have developed lot of tools to find the limit of function without using the definition (even without knowing the limit). Here our aim is to understand the limit by definition.

If the definition of limit is violated or leads to something absurd even by choosing one value of ε , then we say limit doesn't exist.

❖ Example

$$\lim_{x \rightarrow 0} \sin \frac{1}{x} \text{ does not exist.}$$

Suppose that $\lim_{x \rightarrow 0} \sin \frac{1}{x}$ exists and take it to be l , then there exist a positive real number δ such that

$$\left| \sin \frac{1}{x} - l \right| < 1 \text{ when } 0 < |x - 0| < \delta \text{ (we take here } \varepsilon = 1 > 0)$$

We can find a positive integer n such that

$$\frac{2}{n\pi} < \delta \text{ then } \frac{2}{(4n+1)\pi} < \delta \text{ and } \frac{2}{(4n+3)\pi} < \delta.$$

It thus follows

$$\begin{aligned} \left| \sin \frac{(4n+1)\pi}{2} - l \right| < 1 &\Rightarrow |1 - l| < 1 \\ \text{and } \left| \sin \frac{(4n+3)\pi}{2} - l \right| < 1 &\Rightarrow |-1 - l| < 1 \text{ or } |1 + l| < 1. \end{aligned}$$

So that

$$2 = |1 + l + 1 - l| \leq |1 + l| + |1 - l| < 1 + 1 \Rightarrow 2 < 2.$$

This is impossible; hence limit of the function does not exist. □

❖ **Example**

Consider the function $f : [0,1] \rightarrow \mathbb{R}$ defined as

$$f(x) = \begin{cases} 0 & \text{if } x \text{ is rational} \\ 1 & \text{if } x \text{ is irrational} \end{cases}$$

Show that $\lim_{x \rightarrow p} f(x)$, where $p \in [0,1]$ does not exist.

Solution

Let $\lim_{x \rightarrow p} f(x) = q$. For given $\varepsilon > 0$ we can find $\delta > 0$ such that

$$|f(x) - q| < \varepsilon \text{ whenever } 0 < |x - p| < \delta.$$

Consider two points r and s from interval $(p - \delta, p + \delta) \subset [0,1]$ such that r is rational and s is irrational.

Then $f(r) = 0$ & $f(s) = 1$.

Now

$$\begin{aligned} 1 &= |f(s)| = |f(s) - q + q| = |(f(s) - q + q - 0)| \\ &= |f(s) - q + q - f(r)| \quad \because 0 = f(r) \\ &\leq |f(s) - q| + |f(r) - q| < \varepsilon + \varepsilon \end{aligned}$$

$$\text{i.e. } 1 < 2\varepsilon$$

In particular, if we take $\varepsilon = \frac{1}{4}$, then $1 < \frac{1}{2}$.

This is absurd.

Hence the limit of the function does not exist. □

❖ **Limit as a infinity**

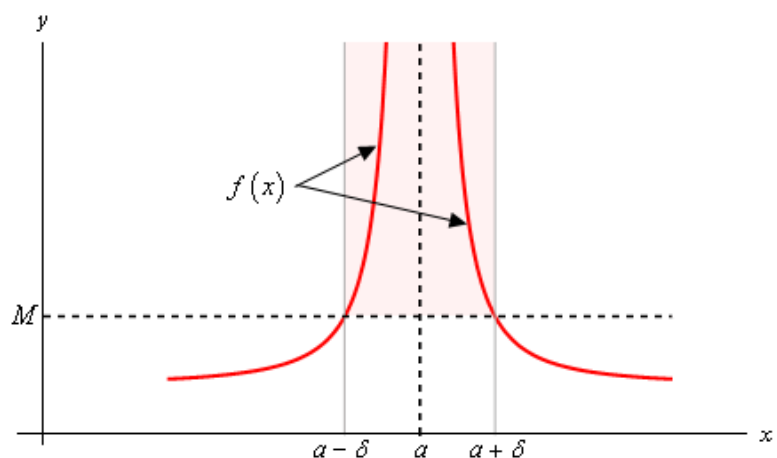
Let $f(x)$ be a function defined on an interval that contains $x = a$, except possibly at $x = a$. Then we say that,

$$\lim_{x \rightarrow a} f(x) = \infty$$

if for every number $M > 0$, there is some number $\delta > 0$ such that

$$f(x) > M \text{ whenever } 0 < |x - a| < \delta.$$

Above definitions is telling us is that no matter how large we choose M to be we can always find an interval around $x = a$, given by $0 < |x - a| < \delta$ for some number $\delta > 0$, so that as long as we stay within that interval the graph of the function will be above the line $y = M$ as shown in the graph. Similarly, one can define limit as negative infinity.



❖ **Limit as negative infinity:**

Let $f(x)$ be a function defined on an interval that contains $x = a$, except possibly at $x = a$. Then we say that,

$$\lim_{x \rightarrow a} f(x) = -\infty,$$

if for every number $N < 0$, there is some number $\delta > 0$ such that

$$f(x) < N \text{ whenever } 0 < |x - a| < \delta.$$

❖ **Example**

Use the definition of the limit to prove the following limit.

$$\lim_{x \rightarrow 0} \frac{1}{x^2} = \infty.$$

Solution:

Let $M > 0$ be any number and we'll need to choose a δ so that,

$$\frac{1}{x^2} > M \text{ whenever } 0 < |x - 0| = |x| < \delta.$$

We take

$$\frac{1}{x^2} > M \Rightarrow x^2 < \frac{1}{M} \Rightarrow |x| < \frac{1}{\sqrt{M}} = \delta.$$

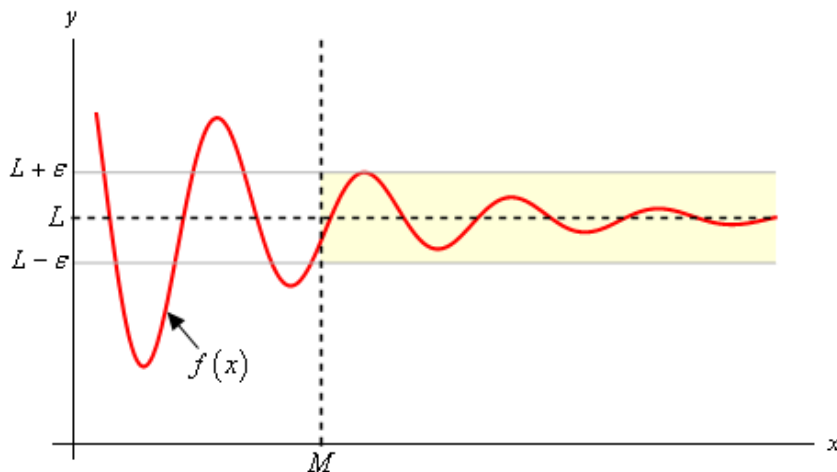
□

❖ **Limit at infinity**

Let X and Y be subsets of \mathbb{R} . A function $f : X \rightarrow Y$ is said to tend to limit L as $x \rightarrow \infty$, if for a real number $\varepsilon > 0$ however small, \exists a positive number M which depends upon ε such that distance

$$|f(x) - L| < \varepsilon \text{ when } x > M \text{ and we write } \lim_{x \rightarrow \infty} f(x) = L.$$

Above definition tells us is that no matter how close to L we want to get, mathematically this is given by $|f(x) - L| < \varepsilon$ for any chosen $\varepsilon > 0$, we can find another number M such that provided we take any x bigger than M , then the graph of the function for that x will be closer to L than $L - \varepsilon$ and $L + \varepsilon$.



Similarly, one can define limit at negative infinity.

❖ *Limit at negative infinity*

Let X and Y be subsets of \mathbb{R} . A function $f : X \rightarrow Y$ is said to tend to limit L as $x \rightarrow -\infty$, if for a real number $\varepsilon > 0$ however small, there exists a positive number N which depends upon ε such that distance

$$|f(x) - L| < \varepsilon \quad \text{when } x < N.$$

This is written as $\lim_{x \rightarrow -\infty} f(x) = L$.

❖ *Example*

By definition, prove that $\lim_{x \rightarrow \infty} \frac{2x}{1+x} = 2$.

$$\begin{aligned} \text{We have } \left| \frac{2x}{1+x} - 2 \right| &= \left| \frac{2x - 2 - 2x}{1+x} \right| \\ &= \left| \frac{-2}{1+x} \right| < \frac{2}{x}. \end{aligned}$$

Now if $\varepsilon > 0$ is given we can find $M = \frac{2}{\varepsilon}$ so that

$$\left| \frac{2x}{1+x} - 2 \right| < \varepsilon \quad \text{whenever } x > M = \frac{2}{\varepsilon}. \quad \square$$

❖ *Theorem*

If $\lim_{x \rightarrow c} f(x)$ exists, then it is unique.

Proof

Suppose $\lim_{x \rightarrow c} f(x)$ is not unique.

Take $\lim_{x \rightarrow c} f(x) = l_1$ and $\lim_{x \rightarrow c} f(x) = l_2$, where $l_1 \neq l_2$.

So for $\varepsilon > 0$, there exists real numbers δ_1 and δ_2 such that

$$\begin{aligned} |f(x) - l_1| &< \frac{\varepsilon}{2} \quad \text{whenever } |x - c| < \delta_1 \\ \& \quad |f(x) - l_2| < \frac{\varepsilon}{2} \quad \text{whenever } |x - c| < \delta_2. \end{aligned}$$

$$\begin{aligned} \text{Now } |l_1 - l_2| &= |(f(x) - l_1) - (f(x) - l_2)| \\ &\leq |f(x) - l_1| + |f(x) - l_2| \\ &< \frac{\varepsilon}{2} + \frac{\varepsilon}{2}, \quad \text{whenever } |x - c| < \min(\delta_1, \delta_2). \end{aligned}$$

That is, $0 \leq |l_1 - l_2| < \varepsilon$ for all $\varepsilon > 0$.

$$\Rightarrow l_1 - l_2 = 0 \quad \text{or} \quad l_1 = l_2. \quad \square$$

The following theorem is very useful to find the limit of different function. Here we are not giving the proof as one can find it in the mathematics book of FSc or BSc.

❖ **Theorem**

Let $f : E \rightarrow \mathbb{R}$ and $g : E \rightarrow \mathbb{R}$ be real valued functions. If $\lim_{x \rightarrow p} f(x) = A$ and $\lim_{x \rightarrow p} g(x) = B$ then

- i- $\lim_{x \rightarrow p} (f(x) \pm g(x)) = A \pm B$,
- ii- $\lim_{x \rightarrow p} (fg)(x) = AB$,
- iii- $\lim_{x \rightarrow p} \left(\frac{f(x)}{g(x)} \right) = \frac{A}{B}$, provided $B \neq 0$.

❖ **Continuity**

Suppose $E \subseteq \mathbb{R}$ and $f : E \rightarrow \mathbb{R}$ be a function. Then f is said to be continuous at p if for every $\varepsilon > 0$ there exists a $\delta > 0$ such that

$$|f(x) - f(p)| < \varepsilon \text{ for all points } x \in E \text{ for which } 0 < |x - p| < \delta.$$

Note:

- (i) If f is continuous at every point of E . Then f is said to be continuous on E .
- (ii) It is to be noted that f has to be defined at p iff $\lim_{x \rightarrow p} f(x) = f(p)$. \square

❖ **Examples**

A function $f(x) = x^2$ is continuous for all $x \in \mathbb{R}$.

Here $f(x) = x^2$. Take $p \in \mathbb{R}$ and $\varepsilon > 0$.

Then we have to show

$$|f(x) - f(p)| < \varepsilon \Rightarrow |x^2 - p^2| < \varepsilon \text{ whenever } |x - p| < \delta.$$

$$\begin{aligned} \text{Now } |x^2 - p^2| &= |(x - p)(x + p)| \\ &= |(x - p)(x - p + 2p)| \\ &\leq |x - p| (|x - p| + 2|p|) \end{aligned}$$

Now if $|x - p| < \delta$, then we have

$$\begin{aligned} |x^2 - p^2| &\leq |x - p| (|x - p| + 2|p|) \\ &< \delta (\delta + 2|p|) = \varepsilon. \end{aligned}$$

Since p is arbitrary real number,

therefore, the function $f(x)$ is continuous for all real numbers. \square

❖ **Example**

A function $f(x) = \sqrt{x}$ is continuous on $[0, \infty[$.

Let c be an arbitrary point such that $0 < c < \infty$

For $\varepsilon > 0$, we have

$$|f(x) - f(c)| = |\sqrt{x} - \sqrt{c}|$$

$$= \frac{|x-c|}{\sqrt{x}+\sqrt{c}} < \frac{|x-c|}{\sqrt{c}}$$

$$\Rightarrow |f(x) - f(c)| < \varepsilon \quad \text{whenever} \quad \frac{|x-c|}{\sqrt{c}} < \varepsilon$$

$$\text{i.e. } |x-c| < \sqrt{c} \varepsilon = \delta$$

$\Rightarrow f$ is continuous for $x=c$.

$\therefore c$ is an arbitrary point lying in $[0, \infty[$

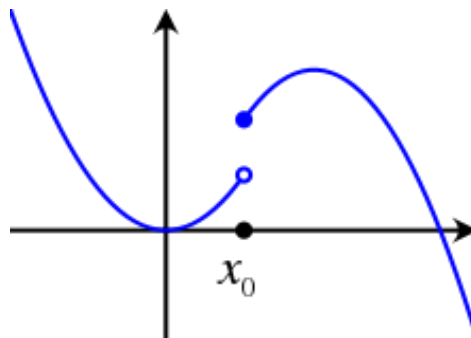
$\therefore f(x) = \sqrt{x}$ is continuous on $[0, \infty[$ □

❖ *Right continuous and left continuous*

Let f be a real valued function. It is said to be right continuous at point a if

$\lim_{x \rightarrow a+} f(x) = f(a)$ and it is said to be left continuous at point a if $\lim_{x \rightarrow a-} f(x) = f(a)$.

❖ *Example*



Consider a function given in above graph. We see f is not continuous at point x_0 . It is right continuous at point x_0 but not left continuous at point x_0 .

❖ *Example*

Let

$$f(x) = \begin{cases} x^2 + 1 & \text{if } x \leq 2, \\ \frac{x^2 - 4}{x - 2} & \text{if } x > 2. \end{cases}$$

Then f is left continuous at 2 but it is not right continuous at 2.

❖ *Continuity at closed interval*

A function $f : [a, b] \rightarrow \mathbb{R}$ is said to be continuous on closed interval $[a, b]$ if

- (i) f is continuous on (a, b)
- (ii) f is right continuous at a .
- (iii) f is left continuous at b .

❖ *Theorem (The intermediate value theorem)*

Suppose f is continuous on $[a, b]$ and $f(a) \neq f(b)$, then given a number λ that lies between $f(a)$ and $f(b)$, there exist a point $c \in (a, b)$ with $f(c) = \lambda$.

Proof

Without loss of generality, we can consider $f(a) < f(b)$ and $f(a) < \lambda < f(b)$. Also let $S = \{x \in [a, b] \mid f(x) < \lambda\}$. Then S is non-empty as $a \in S$ and b is an upper bound of S .

Since we are dealing with the set of real numbers, therefore supremum of S exist in \mathbb{R} , say $c = \sup S$.

Since f is continuous on $[a, b]$, in particular at $x = c$, therefore for all $\varepsilon > 0$ there exists $\delta > 0$ such that

$$|f(x) - f(c)| < \varepsilon \text{ whenever } 0 < |x - c| < \delta.$$

This means that

$$f(x) - \varepsilon < f(c) < f(x) + \varepsilon \text{ for all } x \text{ between } c - \delta \text{ and } c + \delta.$$

By the properties of the supremum, there exist x_1 between $c - \delta$ and c that is contained in S , so that

$$f(c) < f(x_1) + \varepsilon < \lambda + \varepsilon. \dots\dots\dots (i)$$

Choose x_2 between c and $c + \delta$. Then $x_2 \notin S$, so we have

$$f(c) > f(x_2) - \varepsilon \geq \lambda - \varepsilon. \dots\dots\dots (ii)$$

From (i) and (ii), we have for all $\varepsilon > 0$,

$$\lambda - \varepsilon < f(c) < \lambda + \varepsilon.$$

This gives $f(c) = \lambda$. □

❖ Uniform continuity

Suppose $f : E \rightarrow \mathbb{R}$ is a real valued function. We say that f is uniformly continuous on E if for every $\varepsilon > 0$ there exists $\delta > 0$ such that

$$|f(p) - f(q)| < \varepsilon \quad \forall \quad p, q \in E \text{ for which } |p - q| < \delta.$$

The uniform continuity is a property of a function on a set i.e. it is a global property but continuity can be defined at a single point i.e. it is a local property.

Uniform continuity of a function at a point has no meaning.

It is evident that every uniformly continuous function is continuous.

To emphasize a difference between continuity and uniform continuity on set S , we consider the following examples.

❖ Example

Let S be a half open interval $0 < x \leq 1$ and let f be defined for each x in S by the formula $f(x) = x^2$. It is uniformly continuous on S . To prove this observe that we have

$$\begin{aligned} |f(x) - f(y)| &= |x^2 - y^2| \\ &= |x - y| |x + y| \\ &< 2|x - y| \end{aligned}$$

If $|x - y| < \delta$ then $|f(x) - f(y)| < 2\delta = \varepsilon$

Hence if ε is given we need only to take $\delta = \frac{\varepsilon}{2}$ to guarantee that

$$|f(x) - f(y)| < \varepsilon \text{ for every pair } x, y \text{ with } |x - y| < \delta$$

Thus f is uniformly continuous on the set S . □

❖ **Example**

Let S be the half open interval $0 < x \leq 1$ and let a function f be defined for each x in S by the formula $f(x) = \frac{1}{x}$. This function is continuous on the set S , however we shall prove that this function is not uniformly continuous on S .

Solution

Let suppose $\varepsilon = 10$ and suppose we can find a δ , $0 < \delta < 1$, to satisfy the condition of the definition.

Taking $x = \delta$, $y = \frac{\delta}{11}$, we obtain

$$|x - y| = \frac{10\delta}{11} < \delta$$

and

$$|f(x) - f(y)| = \left| \frac{1}{\delta} - \frac{11}{\delta} \right| = \frac{10}{\delta} > 10$$

Hence for these two points we have $|f(x) - f(y)| > 10$.

Which contradict the definition of uniform continuity.

Hence the given function being continuous on a set S is not uniformly continuous on S . □

References:

- (1) *Principles of Mathematical Analysis*
Walter Rudin (McGraw-Hill, Inc.)
- (2) *Introduction to Real Analysis*
R.G. Bartle, and D.R. Sherbert (John Wiley & Sons, Inc.)
- (3) *Mathematical Analysis*,
Tom M. Apostol, (Pearson; 2nd edition.)
- (4) *Elementary Real Analysis*
B.S. Thomson, J.B. Brickner, A.M. Bruckner
(ClassicalRealAnalysis.com; 2nd Edition)
- (5) *Paul's Online Notes*
<http://tutorial.math.lamar.edu/>